

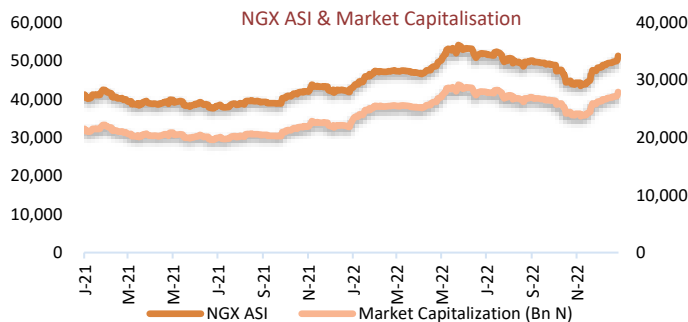


Cowry Daily Market Insight 03 January 2023

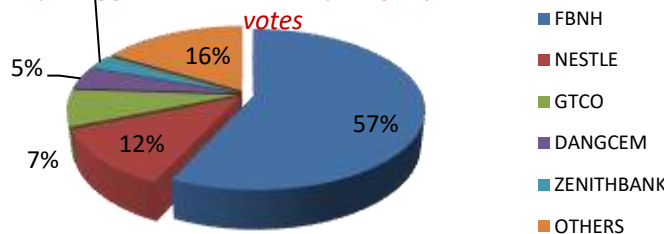
MPR: 16.50%
Nov'22 Inflation Rate: 21.47%
Q3 2022 Real GDP: 2.25%

Local Bourse Kickstarts New Year Positively by 0.67%; Naira Edged the Dollar Across FX Markets on Fresh Year Start...

The domestic equities market kickstarted the new trading year positively with the All-Share Index (ASI) inching higher by 0.67% to 51,959.66 points, as investors begin taking bets on banking and consumer goods tickers such as BUAFOODS (+10.00) and UBA (+9.21%). Hence, the year-to-date gain of the NGX ASI printed at 0.672% just as the bulls ruled trading on Tuesday with 23 gainers as against 11 losers today. Notably, tickers such as UBA (+9.21), UBN (+8.59) and UNITYBNK (+7.27%) who emerged among losers last year drove rally of the NGX Banking index (+2.60%). Likewise, the NGX Insurance (+2.55%) and Consumer Goods (+3.60%) indices closed northward due to price appreciations in PRESTIGE (+9.52%) and BUAFOODS (+10.00%). On the flip side, the NGX Oil & Gas declined by a margin of 2bps while the NGX Industrial index remained flat from the previous day. Meanwhile, trading activity remained subdued, with the total volume of transactions and their value falling by 63.88% and 40.86%, respectively, to 321 million units and N4.25 billion. In terms of volume, FBNH was the most active stock, with 207.62 million shares worth N2.47 billion changing hands (majorly offline trades) in 146 deals.



Today's biggest transactions by %age of total naira



TENOR	NIBOR as @ 03/01/2023	NIBOR as @ 30/12/2022	PPT
Overnight	9.8000	10.0000	(0.20)
1 Month	11.6300	11.5000	0.13
3 Months	12.5600	13.0600	(0.50)
6 Months	13.2500	13.9400	(0.69)

Source: FMDQ

TENOR	NITTY as @ 03/01/2023	NITTY as @ 30/12/2022	PPT
1Month	3.5900	2.7500	0.84
3 Months	4.5700	3.9400	0.63
6 Months	5.9600	5.6900	0.27
12 Months	8.8500	8.8000	0.05

Source: FMDQ

Bond Name	Maturity (Years)	Bid Price	Daily Δ	Offer yield	Yield YTD PPT Δ
16.29% FGN MAR 2027	10	111.68	4.41	12.60%	(0.013)
12.50% FGN MAR 2035	15	94.04	0.00	13.50%	0.000
16.25% FGN APR 2037	20	109.72	0.12	14.60%	0.000
12.98% FGN MAR 2050	30	92.84	0.00	14.00%	0.000

Source: FMDQ

Eurobond Name	Maturity (Years)	Bid Price	Daily Δ	Offer Yield	Yield YTD PPT Δ
6.375% JUL 12, 2023	10	98.99	0.33	8.41%	(0.006)
7.69% FEB 23, 2038	20	68.75	0.99	12.29%	(0.002)
7.62% NOV 28, 2047	30	65.29	1.29	12.04%	(0.002)

Source: FMDQ

MARKET STATISTICS	CLOSE	PREVIOUS	TODAY'S %	YTD %
All Share Index (ASI)	51,959.66	51,251.06	0.67	0.672
Deals	4,122	3,566	15.59	
Volume (millions)	321.67	890.68	(63.88)	
Value (₦ Millions)	4,349.80	7,355.67	(40.86)	
Market Cap (₦ billions)	28,102.77	27,915.07	0.67	0.672

SECTORED INDICES	CLOSE	PREVIOUS	TODAY'S % Δ
NGX BANKING	428.34	417.50	2.60
NGX INSURANCE	178.81	174.36	2.55
NGX CONSUMER GOODS	610.11	588.93	3.60
NGX OIL/GAS	462.38	462.48	(0.02)
NGX INDUSTRIAL	2,403.24	2,403.24	0.00

Source: NGX, Cowry Research

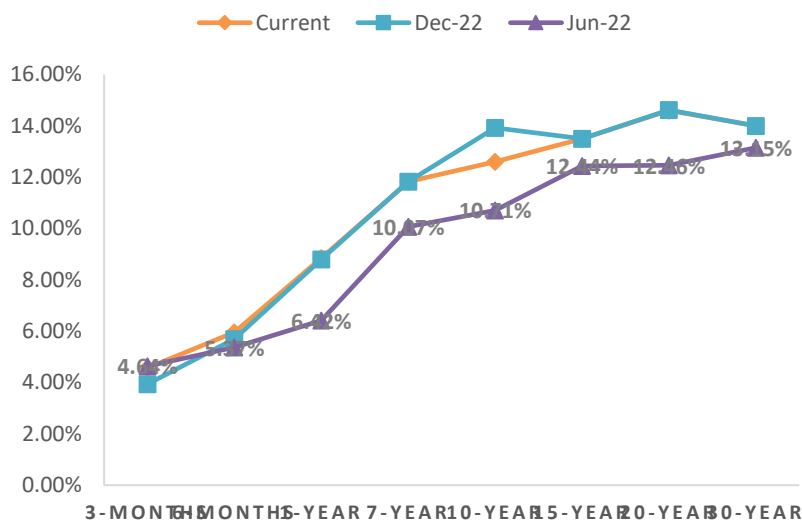
IMPORTANT DISCLOSURES

This report is produced by the Research Desk, Cowry Asset Management Limited (COWRY) as a guideline for Clients that intend to invest in securities on the basis of their own investment decision without relying completely on the information contained herein. The opinion contained herein is for information purposes only and does not constitute any offer or solicitation to enter into any trading transaction. While care has been taken in preparing this document, no responsibility or liability whatsoever is accepted by any member of COWRY for errors, omission of facts, and any direct or consequential loss arising from the use of this report or its contents.



Cowry Daily Market Insight 03 January 2023

FGN NAIRA YIELD CURVE



Money Market

NIBOR declined on Tuesday for most maturity buckets tracked as banks with liquidity sought lower rates. However, short-term benchmark rates, such as the open repo rate (OPR) and the overnight lending rate (OVN), nosedived to 9.50% (from 11.75%) and 9.83% (from 11.33%), respectively.

Meanwhile, NITTY rose across the board for all tenor buckets tracked, despite the average secondary market T-bill yield closing lower by 8bps to 5.29%.

Bond Market

In the OTC bond market, the prices of plain vanilla FGN bonds remained flat for all of the maturities monitored.

Consequently, the average secondary market yield declined by 24bps to close at 12.80% from the previous close of 13.04%. Meanwhile, the yields on the 10-year tenor bond tanked 13bps to 12.60%, even as the 15-year, 20-year, and 30-year bonds were unchanged from the previous trading day at 13.50%, 14.60%, and 14.00%, respectively.

Elsewhere, the value of the FGN Eurobond decreased for most of the maturities tracked due to renewed bearish activity. In contrast, the average secondary market yield decreased marginally by 29 bps to 11.61% amid strong demand at the short end of the curve.

Foreign Exchange Market

The Naira appreciated against the US dollar at the I&E windows, rising 0.11% to N461 (from N461.50). Furthermore, the parallel market rate gained 0.99% to N730 from N737.

Global Oil Market

As of 3:30 p.m. GMT+1, Brent crude is down by -2.18% to \$84.03 a barrel. Similarly, WTI crude oil also tanked 2.06% to \$78.61 per barrel.

Oil prices retreated sharply on Tuesday as investors continue to assess macroeconomic headwinds on oil demand gauges.

Source: FMDQ, Trading Economics, OilPrice.com, Cowry Research

USD/NGN Exchange Rate	03/01/2023	Previous	Daily %
I&E FX	₦461.00	₦461.50	0.11%.
Parallel	₦730	₦737	0.95%.

Major Currencies	03/01/2023	Daily %	Yearly %
EURUSD	1.0572	-0.84%.	-6.33%.
GBPUSD	1.202	-0.22%.	-11.27%.
USDCHF	0.934	0.99%	2.07%
USDRUB	73.15	3.03%	-3.21%.
AUDUSD	0.675	-0.78%.	-6.94%.
NZDUSD	0.627	-0.67%.	-8.24%.
USDJPY	130.358	-0.28%.	12.37%
USDCNY	6.90	-0.38%.	8.34%
USDINR	82.81	0.07%	11.15%

Commodities	03/01/2023	Daily%	Yearly %
Crude Oil, \$/bbl.	78.606	-2.06%.	2.42%
Brent, \$/bbl.	84.039	-2.18%.	5.59%
Natural Gas, \$/MMBtu	4.019	-10.18%.	7.81%
Coal, \$/T	393	0.87%	125.86%
Gold, \$/t.oz	1840.74	0.93%	1.40%
Wheat, \$/Bu	789.57	-0.31%.	2.84%
Palm Oil, MYR/T	4253	1.89%	-13.45%.
Cocoa, \$/T	2551	-1.88%.	3.70%

IMPORTANT DISCLOSURES

This report is produced by the Research Desk, Cowry Asset Management Limited (COWRY) as a guideline for Clients that intend to invest in securities on the basis of their own investment decision without relying completely on the information contained herein. The opinion contained herein is for information purposes only and does not constitute any offer or solicitation to enter into any trading transaction. While care has been taken in preparing this document, no responsibility or liability whatsoever is accepted by any member of COWRY for errors, omission of facts, and any direct or consequential loss arising from the use of this report or its contents.



Cowry Daily Market Insight 03 January 2023

Corporate Bond Issuer	Description	Issue Date	Maturity Date	Coupon (%)	Yield (%)	Daily Δ
FBNQUEST MERCHANT BANK FUNDING SPV PLC	10.50 FBNQ SPV I 5-FEB-2023	05-Feb-20	05-Feb-23	10.50	4.32	-0.21
FLOUR MILLS OF NIGERIA PLC	10.00 FLOURMILLS IIIA 27-FEB-2023	27-Feb-20	27-Feb-23	10.00	6.17	-0.60
*C & I LEASING PLC	16.54 C&I LEASING I 11-JUN-2023	11-Jul-18	11-Jun-23	16.54	8.44	-0.33
STERLING INV. MGT. PLC	16.50 STERLING INV. 3-AUG-2023	03-Aug-16	03-Aug-23	16.50	7.61	0.00
MIXTA REAL ESTATE PLC	16.50 MIXTA IIA 12-OCT-2023	12-Oct-18	12-Oct-23	16.50	8.99	0.01
MIXTA REAL ESTATE PLC	17.75 MIXTA IIB 12-OCT-2023	12-Oct-18	12-Oct-23	17.75	14.69	0.01
FLOUR MILLS OF NIGERIA PLC	16.00 FLOURMILLS II 30-OCT-2023	01-Nov-18	30-Oct-23	16.00	9.54	0.02
STANBIC IBTC	15.75 STANBIC I 5-DEC-2023	17-Dec-18	05-Dec-23	15.75	10.05	0.03
FCMB LIMITED	17.25 FCMB III 8-DEC-2023	09-Dec-16	08-Dec-23	17.25	10.47	0.03
DANGOTE CEMENT PLC	11.25 DANGCEM IA 30-MAY-2024	26-May-21	30-May-24	11.25	12.35	-0.03
CERPAC RECEIVABLES FUNDING SPV PLC	18.25 CERPAC-SPV 15-JAN-2025	29-Jan-18	15-Jan-25	18.25	8.16	-1.18
FLOUR MILLS OF NIGERIA PLC	11.10 FLOURMILLS IIIB 27-FEB-2025	27-Feb-20	27-Feb-25	11.10	15.90	-0.01
LAPO MFB SPV PLC	13.00 LAPO MFB II 30-MAR-2025	30-Mar-20	30-Mar-25	13.00	13.02	-0.01
DANGOTE CEMENT PLC	12.50 DANGCEM I 30-APR-2025	24-Apr-20	30-Apr-25	12.50	14.60	-0.01
CERPAC RECEIVABLES FUNDING SPV PLC	15.25 CERPAC-SPV I 7-MAY-2025	07-May-18	07-May-25	15.25	8.29	0.05
UNITED CAPITAL PLC	12.50 UNICAP I 28-MAY-2025	28-May-20	28-May-25	12.50	14.29	-0.05
CERPAC RECEIVABLES FUNDING SPV PLC	15.50 CERPAC-SPV II 15-JUL-2025	11-Jul-18	15-Jul-25	15.50	7.92	0.05
PARTHIAN PARTNERS FUNDING SPV PLC	13.50 PAPF SPV I 27-Jul-2025	27-Jul-22	27-Jul-25	13.50	13.84	-0.01
UNION BANK OF NIGERIA PLC	15.75 UNION II 3-SEP-2025	07-Sep-18	03-Sep-25	15.75	13.12	0.00
STERLING INV. MGT. PLC	16.25 STERLING INV. II 6-OCT-2025	05-Oct-18	06-Oct-25	16.25	15.41	0.00
WEMA FUNDING SPV PLC	16.50 WEMA FUNDING SPV II 12-OCT-2025	12-Oct-18	12-Oct-25	16.50	15.46	0.00
CORONATION MB FUNDING SPV PLC	6.25 CORO MB SPV I 30-NOV-2025	30-Nov-20	30-Nov-25	6.25	14.04	0.00
FLOUR MILLS OF NIGERIA PLC	5.50 FLOURMILLS IV A 15-DEC-2025	14-Dec-20	15-Dec-25	5.50	12.63	0.00
CARDINALSTONE FINANCING SPV PLC	7.00 CARDINAL SPV I 30-DEC-2025	30-Dec-20	30-Dec-25	7.00	12.78	-0.01
FSDH FUNDING SPV PLC	8.50 FSDH SPV PLC IA 16-FEB-2026	16-Feb-21	16-Feb-26	8.50	12.70	-0.14
FSDH FUNDING SPV PLC	8.00 FSDH SPV PLC IB 16-FEB-2026	16-Feb-21	16-Feb-26	8.00	12.70	-0.14
MECURE INDUSTRIES FUNDING SPV PLC	13.00 MECURE SPV PLC I 31-MAR-2026	31-Mar-21	31-Mar-26	13.00	14.74	-0.01
DANGOTE CEMENT PLC	12.50 DANGCEM IB 30-MAY-2026	26-May-21	30-May-26	12.50	12.92	-0.42
ACCESS BANK PLC	15.50 ACCESS BANK 23-JUL-2026	23-Jul-19	23-Jul-26	15.50	14.61	0.00
SUNDRY FOODS FUNDING SPV PLC	13.50 SUNDRY SPV PLC I 15-DEC-2026	15-Dec-21	15-Dec-26	13.50	13.04	-0.01

Corporate Bond Issuer	Description	Issue Date	Maturity	Coupon (%)	Yield (%)	Daily Δ
-----------------------	-------------	------------	----------	------------	-----------	---------

www.cowryasset.com

IMPORTANT DISCLOSURES

This report is produced by the Research Desk, Cowry Asset Management Limited (COWRY) as a guideline for Clients that intend to invest in securities on the basis of their own investment decision without relying completely on the information contained herein. The opinion contained herein is for information purposes only and does not constitute any offer or solicitation to enter into any trading transaction. While care has been taken in preparing this document, no responsibility or liability whatsoever is accepted by any member of COWRY for errors, omission of facts, and any direct or consequential loss arising from the use of this report or its contents.



Cowry Daily Market Insight 03 January 2023

			Date			
EAT & GO FINANCE SPV PLC	14.25 EAT & GO FINANCE SPV 17-DEC-2026	17-Dec-19	17-Dec-26	14.25	14.52	-0.01
DANGOTE CEMENT PLC	11.85 DANGCEM IIA 30-APR-2027	27-Apr-22	30-Apr-27	11.85	13.64	-0.97
AXXELA FUNDING 1 PLC	14.30 AXXELA I 20-MAY-2027	20-May-20	20-May-27	14.30	14.48	0.00
ACCELEREX SPV PLC	14.00 ACSP I 15-JUN-2027	15-Jun-22	15-Jun-27	14.00	15.43	-0.74
NOVAMBL INVESTMENTS SPV PLC	12.00 NOVAMBL SPV I 23-JUL-2027	23-Jul-20	23-Jul-27	12.00	16.72	-0.83
UNICAP	15.00 UNICAP II 14-SEP-2027	14-Sep-22	14-Sep-27	15.00	14.77	-0.63
*NMRC	7.20 NMRC III 2-NOV-2027	02-Nov-20	02-Nov-27	7.20	15.22	0.00
VIATHAN FUNDING PLC	16.00 VIATHAN (GTD) 14-DEC-2027	15-Dec-17	14-Dec-27	16.00	12.62	-0.04
FLOUR MILLS OF NIGERIA PLC	6.25 FLOURMILLS IV B 14-DEC-2027	14-Dec-20	14-Dec-27	6.25	14.52	-0.27
BUA CEMENT PLC	7.50 BUACEM I 30-DEC-2027	30-Dec-20	30-Dec-27	7.50	12.79	-0.26
MTN NIGERIA COMMUNICATIONS PLC	13.00 MTN COM PLC I 5-MAY-2028	05-May-21	05-May-28	13.00	13.83	-0.38
DANGOTE CEMENT PLC	13.50 DANGCEM IC 30-MAY-2028	26-May-21	30-May-28	13.50	14.06	-0.16
C&I LEASING PLC	15.50 C&I LEASING II 3-JUN-2028	03-Jun-21	03-Jun-28	15.50	14.60	-0.48
CERPAC RECEIVABLES FUNDING SPV PLC	14.50 CERPAC-SPV III 15-JUL-2028	10-Sep-21	15-Jul-28	14.50	15.69	-1.05
ARDOVA PLC	13.30 ARDOVA PLC IA 12-NOV-2028	12-Nov-21	12-Nov-28	13.30	13.39	-0.37
EAT & GO FINANCE SPV PLC	13.25 EAT & GO FINANCE SPV 8-MAR-2029	08-Mar-22	08-Mar-29	13.25	15.66	-1.01
PRESCO PLC	12.85 PRESCO PLC 5-APR-2029	05-Apr-22	05-Apr-29	12.85	14.64	-0.90
DANGOTE CEMENT PLC	12.35 DANGCEM IIB 30-APR-2029	27-Apr-22	30-Apr-29	12.35	14.56	-0.43
UNION BANK OF NIGERIA PLC	16.20 UNION III 27-JUN-2029	27-Jun-19	27-Jun-29	16.20	16.83	-0.47
DANGOTE INDUSTRIES FUNDING PLC	12.75 DANGIFP IA 19-JUL-2029	19-Jul-22	19-Jul-29	12.75	15.34	-0.47
GEREGU POWER PLC	14.50 GERP I 28-JUL-2029	28-Jul-22	28-Jul-29	14.50	15.53	-0.97
*NMRC	14.90 NMRC I 29-JUL-2030	29-Jul-15	29-Jul-30	14.90	13.73	-0.79
TSL SPV PLC	10.00 TSL SPV I (GTD) 6-OCT-2030	06-Oct-20	06-Oct-30	10.00	15.07	-1.07
FBNQ MB FUNDING SPV PLC	6.25 FBNQ MB SPV II 16-DEC-2030	16-Dec-20	16-Dec-30	6.25	14.42	-0.34
FIDELITY BANK PLC	8.50 FIDELITY I 7-JAN-2031	07-Jan-21	07-Jan-31	8.50	14.42	-0.33
PRIMERO BRT SECURITISATION SPV PLC	17.00 PRIMERO BRT-SPV 27-OCT-2031	24-May-19	27-Oct-31	17.00	16.13	-0.25
MTN NIGERIA COMMUNICATIONS PLC	12.75 MTN COM PLC II 4-NOV-2031	04-Nov-21	04-Nov-31	12.75	14.42	-0.34
ARDOVA PLC	13.65 ARDOVA PLC IB 12-NOV-2031	12-Nov-21	12-Nov-31	13.65	14.55	-0.40
GPC-SPV COMPANY PLC	13.00 GPC SPV PLC (GTD) 23-NOV-2031	23-Nov-21	23-Nov-31	13.00	14.24	-0.27
PAT DIGITAL INFRA FUND SPV PLC	13.25 PAT SPV PLC (GTD) 2-FEB-2032	02-Feb-22	02-Feb-32	13.25	14.62	-0.36
DANGOTE CEMENT PLC	13.00 DANGCEM IIC 30-APR-2032	27-Apr-22	30-Apr-32	13.00	14.88	-0.21
DANGOTE CEMENT PLC	13.00 DANGCEM IIC 30-APR-2032	19-Jul-22	19-Jul-32	13.50	15.07	-0.19
*NMRC	13.80 NMRC II 15-MAR-2033	21-May-18	15-Mar-33	13.80	14.49	-0.47
GEL UTILITY FUNDING SPV PLC	15.15 GEL UTILITY-SPV (GTD) 28-AUG-2034	28-Aug-19	28-Aug-34	15.15	15.02	-0.36
LFZC FUNDING SPV PLC	13.25 LFZC II 16-MAR-2042	10-May-22	16-Mar-42	13.25	15.42	-0.02

www.cowryasset.com

IMPORTANT DISCLOSURES

This report is produced by the Research Desk, Cowry Asset Management Limited (COWRY) as a guideline for Clients that intend to invest in securities on the basis of their own investment decision without relying completely on the information contained herein. The opinion contained herein is for information purposes only and does not constitute any offer or solicitation to enter into any trading transaction. While care has been taken in preparing this document, no responsibility or liability whatsoever is accepted by any member of COWRY for errors, omission of facts, and any direct or consequential loss arising from the use of this report or its contents.